



2021 Annual Steward Meeting

October 27, 2021





Welcome


Tamara Burns
Executive Director,
Western Canada





Webcast Information

- ① Main screen displays slides, videos and polls
- ② Current speaker will be on video
- ③ Submit your questions using the Q&A button in toggle bar



Technical issues? Send a note using the Q&A button



Today's Agenda

- 2022 Fee Introduction
- Fee Rates - Cause of Change
- Stewardship Ontario
- MMSM
- MMSW
- Recycle BC
- Reporting Category Consultation
- Q&A



Report to Stewards

2021 Annual Steward Meeting
October 27, 2021



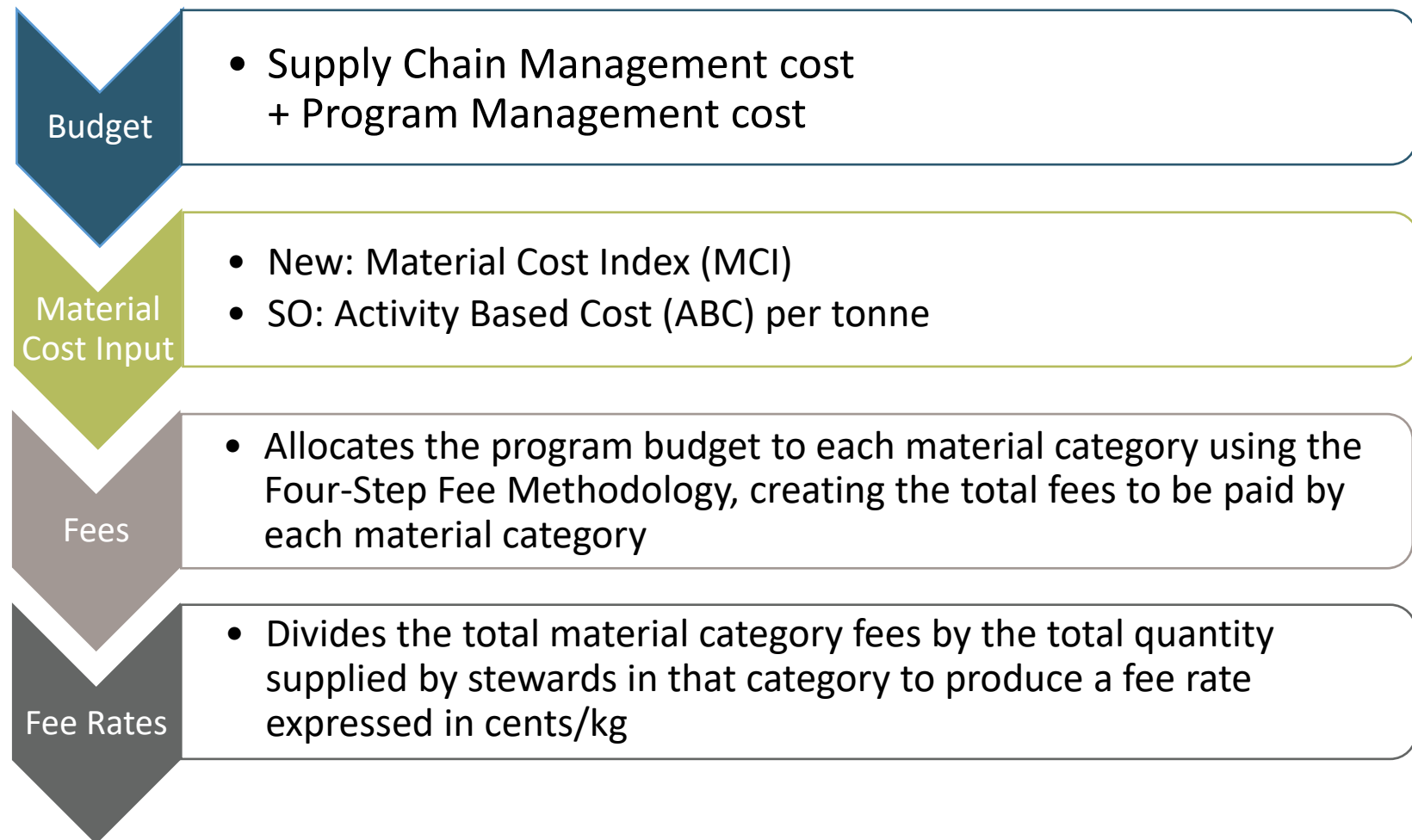


2022 Fee Introduction

Laurie Simpson



Fee Rates - Process





Material Cost Index

Completion of MCI implementation impacts fees

- Key output of Material Cost Differentiation project; responds to decisions taken during development of the Four-Step Fee Methodology
- Better and more reliable data for differentiating material cost impacts on recycling system activities
- 2022 completes phased implementation (except Stewardship Ontario)
- Impact on fee rates similar to 2021 and per consultation



Disaggregation

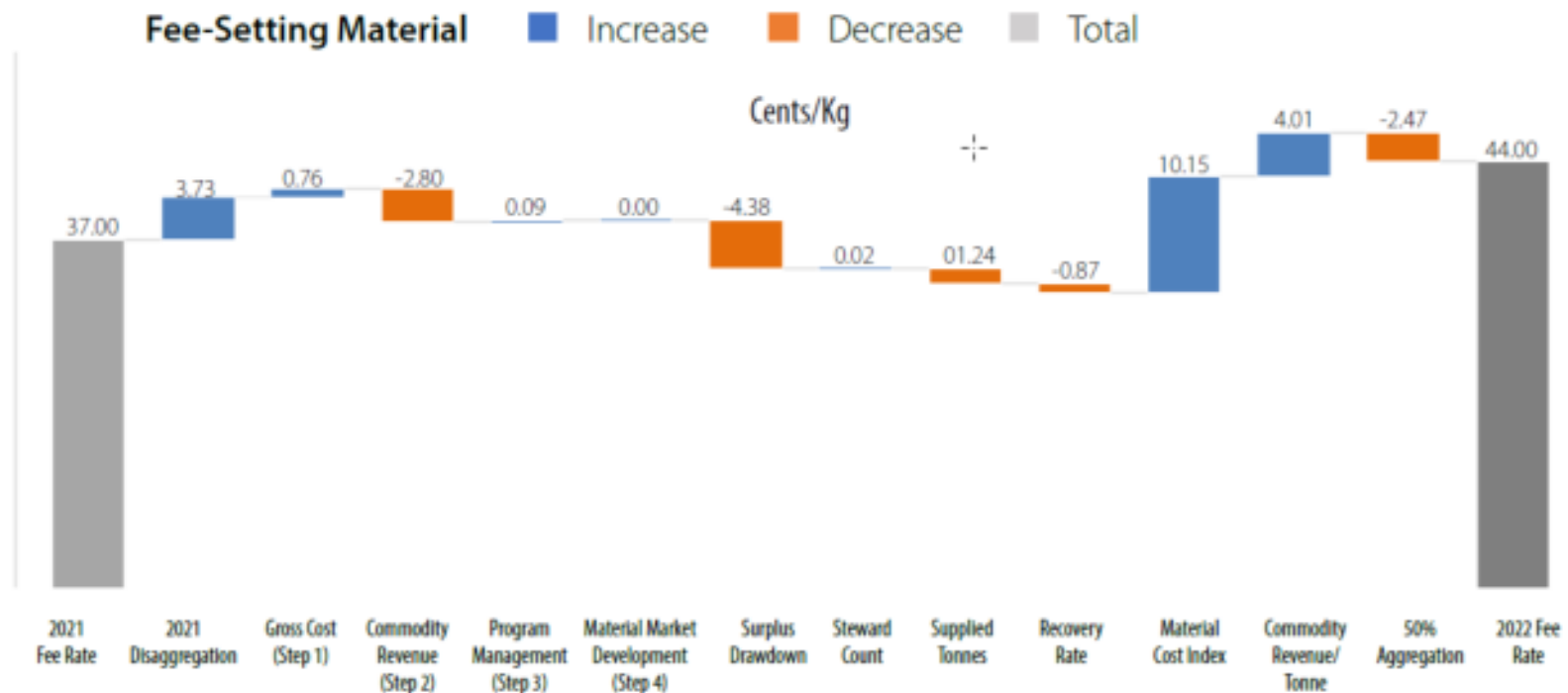
MCI doesn't require fee aggregation

- Retire fee aggregation used to “average” fee rates for some groups of materials
- Enabled by MCI; unique cost-impact value for material categories so averaging fee rates no longer required.
- 2022 fees include the first phase of the retirement of aggregation, or averaging, for fee setting (except SO)



Cause of Change

- Addresses steward requests for details behind changes to annual fee rates
- Examples and legend in Report to Stewards; available for all materials on program websites





Thinking
beyond
the box

Stewardship Ontario

2021 Annual Steward Meeting

Lyle Clarke

October 27, 2021

Blue Box Program Transition Plan

- February 2021 submitted proposal to RPRA address conditions from December 2020 approval
- RPRA approved in March

Blue Box Regulation

- Final issued in June 2021
- Transition begins July 1, 2023, and complete by December 31, 2025

Governance Transition

- After final Regulation issued, Board of Directors initiated a transition of governance
- Administrator appointed by RPRA
- New Executive Director appointed
- Steward Advisory Group created
 - Brings together industry representatives to advise management and Administrator
 - Meeting quarterly and providing feedback on the implementation of Blue Box Transition Plan

Internal Reviews

- Initiated a Confidentiality Assessment which concluded that obligations related to the protection confidential data had been met
- Also reviewed business processes with a view to reducing costs
- Revealed potential to eliminate need for stewards to report supply-to-market data to Stewardship Ontario
- Proposal will not impact fees for the coming year – consultation paper pending in November

2020 Performance



Stewardship Ontario

STEWARDSHIP ONTARIO PERFORMANCE			
METRIC	2020	2019	YOY VARIANCE
RECYCLING PERFORMANCE			
Recycled Tonnes	756,984	729,906	3.7%
Generated Tonnes	1,263,401	1,274,310	-0.9%
Recycling Rate	59.9%	57.3%	2.6%
Provincial Recycling Target	60.0%	60.0%	0.0%
Population Served by PPP Program	13,412,332	13,205,235	1.6%
Recycled kg per capita	56.4	55.3	2.1%
ACCESSIBILITY PERFORMANCE			
# Households Served	5,374,308	5,333,161	0.8%
% Households with Access to PPP Program	94.8%	94.0%	0.7%
P & E Cost per capita*	\$0.56	\$0.62	-9.6%
COST PERFORMANCE			
Recycled Tonnes	756,984	729,906	3.7%
Net Cost**	\$358,836,370	\$336,293,874	6.7%
Net Cost per Tonne	\$474	\$461	2.9%
Net Cost per capita	\$27	\$25	5.1%

* Total municipal and SO P&E

** Net cost includes 100% of supply chain costs, commodity revenues, P&E, regulatory and program management costs

2022 Budget

STEWARDSHIP ONTARIO BUDGET			
	2022	2021	YOY VARIANCE
OBLIGATION SHARE	50%	50%	
Payments to Municipalities*	\$167,244,500	\$149,262,000	12.0%
Program Management**	\$5,192,000	\$5,292,000	-1.9%
Promotion & Education	\$400,000	\$400,000	0.0%
Regulatory	\$3,616,000	\$3,616,000	0.0%
Planned Surplus/(Deficit)*	\$(9,941,000)	\$(7,953,000)	25.0%
TOTAL STEWARD FEES	\$166,511,500	\$150,617,000	10.6%

* 2021 Payments to Municipalities and Planned Surplus / (Deficit) as approved at the December 2020 board meeting

** Includes program management, field studies, and legal & audit fees

2022 Fee Schedule

STEWARDSHIP ONTARIO FEE SCHEDULE (CENTS/KG)				
Category	Material	2022 Fee Rates (cents/ kg)	2021 Fee Rates (cents/ kg)	Variance %
PRINTED PAPER	Newsprint - CNA/OCNA	0.84	0.57	48.7%
	Newsprint - Non-CNA/OCNA	9.22	7.19	28.2%
	Magazines and Catalogues	10.24	7.68	33.3%
	Telephone Books	8.74	6.77	29.0%
	Other Printed Paper	8.03	6.46	24.3%
PAPER PACKAGING	Corrugated Cardboard	15.19	13.60	11.7%
	Boxboard	15.19	13.60	11.7%
	Gable Top Cartons	30.98	30.47	1.7%
	Paper Laminates	30.98	30.47	1.7%
	Aseptic Containers	30.98	30.47	1.7%
PLASTICS	PET Bottles	31.18	28.84	8.1%
	HDPE Bottles	25.54	24.44	4.5%
	Plastic Film	39.92	38.69	3.2%
	Plastic Laminates	39.92	39.37	1.4%
	Polystyrene	39.92	38.78	2.9%
	Other Plastics	39.92	39.51	1.0%
STEEL	Steel Food & Beverage Cans	3.94	3.33	18.3%
	Steel Aerosols	3.94	3.33	18.3%
	Steel Paint Cans	3.94	3.33	18.3%
ALUMINUM	Aluminum Food & Beverage Cans	-0.88	-6.09	85.6%
	Other Aluminum Packaging	15.31	15.37	-0.4%
GLASS	Clear Glass	2.26	2.38	-5.2%
	Coloured Glass	2.29	2.27	1.1%
IN-KIND	In-Kind Amount	\$2,840,378	\$ 2,870,491	-1.0%



+13.1%
AVG



*Printed Paper,
Aluminum Cans*

*Glass, Plastics,
some Paper
Packaging*

Annual Steward Meeting

October 27, 2021

**Karen Melnychuk,
Executive Director**


MMSM
**Multi-Material
Stewardship Manitoba**
INDUSTRY FUNDING RECYCLING



Transition Plan

- Manitoba preparing for full producer responsibility for residential packaging and printed paper
- Plan outlines how industry will assume operational and financial responsibility
- November submission to provincial government
- Extensive consultation with stakeholders:
 - Webinars, online survey, direct input from stewards, draft Plan shared with more than 1,800

Manitoba Waste Diversion and Recycling Framework Review

- Released by provincial government in August
- Considers current framework and recommendations on modernization and improvements

Newspaper In-Kind

- News Media Canada (NMC) offer of in-kind advertising to local governments
- Approved by the Association of Manitoba Municipalities and the City of Winnipeg
- Program management portion of fees owed to MMSM will be a split of cash and in-kind advertising

Recyclepedia receives award

- Recyclepedia web tool and mobile app helps residents recycle right and reduce contamination
- MMSM a finalist in nine categories for the 2021 Signature Awards for Manitoba advertising marketing, and design



2020 Performance

MMSM PERFORMANCE			
METRIC	2020	2019	YOY VARIANCE
RECYCLING PERFORMANCE			
Recovered Tonnes	64,933	68,232	-4.8%
Supplied Tonnes	88,701	85,001	4.4%
Recovery Rate	73.2%	80.3%	-7.1%
Population Serviced by PPP Program	1,208,276	1,208,607	0.0%
Recovered kg per capita	53.7	56.5	-4.8%
ACCESSIBILITY PERFORMANCE			
# Households Serviced	531,441	512,457	3.7%
% Households with Access to PPP Program	95%	95%	0.0%
P & E Cost per capita*	\$0.75	\$0.74	0.9%
% of residents aware and using recycling services	87%	93%	-6.5%
COST PERFORMANCE			
Recovered Tonnes	64,933	68,232	-4.8%
Net Cost**	\$33,892,798	\$37,642,703	-10.0%
Net Cost per Tonne	\$522	\$552	-5.4%
Net Cost per Capita	\$28	\$31	-9.9%

* Total Municipal and MMSM P&E

** Net costs include 100% of municipal costs and 100% of commodity revenues. Also included are MMSM's Promotion & Education, regulatory, market development and all other program management costs.

2022 Budget

MMSM BUDGET			
	2022	2021	YOY VARIANCE
OBLIGATION SHARE	80%	80%	
Supply Chain Costs	\$21,536,170	\$22,228,453	-3.1%
Promotion & Education	\$740,000	\$740,000	0.0%
Program Management	\$3,020,284	\$2,746,407	10.0%
Program Management as % of Total Fees	11.9%	10.7%	1.3%
Total Fee Obligation (before surplus)	\$25,296,454	\$25,714,860	-1.6%
Surplus Accumulation / (Drawdown)	\$907,644	\$639,171	42.0%
TOTAL FEE BUDGET	\$26,204,098	\$26,354,031	-0.6%

2022 Fee Schedule

MMSM FEE SCHEDULE (CENTS/KG)				
Category	Material	2022 Fee Rates (cents/ kg)	2021 Fee Rates (cents/ kg)	Variance %
PRINTED PAPER	Newsprint - Publishers	23.44	19.60	19.6%
	Newsprint - Other	26.51	19.60	35.3%
	Magazines and Catalogues	31.57	21.48	47.0%
	Telephone Books	27.30	22.81	19.7%
	Other Printed Paper	26.86	17.27	55.5%
PAPER PACKAGING	Corrugated Cardboard	26.91	30.31	-11.2%
	Boxboard	21.66	30.31	-28.5%
	Gable Top Cartons	37.08	54.99	-32.6%
	Paper Laminates	31.82	54.99	-42.1%
	Aseptic Containers	31.97	54.99	-41.9%
PLASTICS	PET Containers and Bottles	44.00	44.91	-2.0%
	HDPE Containers and Bottles	27.19	45.96	-40.8%
	Plastic Film	52.13	60.02	-13.1%
	Plastic Laminates	54.35	60.02	-9.4%
	Polystyrene	75.42	60.02	25.7%
	Other Plastics	46.65	60.02	-22.3%
STEEL	Steel Food & Beverage Cans	23.16	23.11	0.2%
	Steel Aerosols	25.39	23.11	9.9%
	Other Steel Containers	24.06	23.11	4.1%
ALUMINUM	Aluminum Food & Beverage Cans	36.46	21.18	72.2%
	Other Aluminum Packaging	28.02	24.85	12.8%
GLASS	Clear Glass	14.98	11.51	30.2%
	Coloured Glass	15.66	11.51	36.1%



*Printed Paper,
Aluminum Cans
Glass*

-4.7%
AVG



*Paper
Packaging,
some
Plastics*

2022 Fee Schedule

Flat Fee Option Available

TOTAL SUPPLIED (KG)	2022 FLAT FEE
1,000 - 2,499	\$1,100
2,500 - 4,999	\$2,100

2021 Annual Steward Meeting

Tamara Burns,
Executive Director



MMSW Update

Cost Study

- Payments to local governments increased at the beginning of 2021
- Regulatory requirement to pay collectors based on Saskatchewan data
- Phased implementation of 2019 cost study over a two-year period; final increase reflected in 2022 budget
- Study overseen by the MMSW Advisory Committee and approved by Board
- Next cost study in 2022

MMSW Update

Full EPR

- SK govt sought stakeholder input on full EPR and business exemptions
- Review of Household Packaging and Paper Stewardship Program Regulations and the Multi-Material Recycling Program
- Pending report expected to provide guidance on province's plans

MMSW Update

Board of Directors

- New chair and three new members appointed
- Adds new perspectives and leadership from various sectors

Debbie Baxter

Partner, Deloitte (Board Chair)

Dale Botting

Founder, Botting Leadership Inc. (Chair, Finance & Audit Committee)

Bob Chant

Senior Advisor, StrategyCorp Inc.

Robyn Collver

Senior Vice President, Regulatory & Chief Sustainability Officer, Canadian Tire Corporation (Chair, Governance Committee)

Ian Gordon

SVP – Plastic Waste Reduction, Loblaw Companies Limited

Angela Griffiths

Vice President, Food Safety, Animal Welfare & Environment, A&W Food Services Inc.

2020 Performance

MMSW PERFORMANCE			
METRIC	2020	2019	YOY VARIANCE
RECYCLING PERFORMANCE			
Collected Tonnes	40,827	41,945	-2.7%
Supplied Tonnes	53,350	54,209	-1.6%
Recovery Rate	76.5%	77.4%	-0.8%
Population Serviced by PPP Program*	916,370	902,402	1.5%
Recovered kg per capita	44.6	46.5	-4.1%
ACCESSIBILITY PERFORMANCE			
# Households Serviced*	371,492	365,345	1.7%
% Households with Access to PPP Program*	85.9%	84.4%	1.4%
P & E Cost per capita	\$0.01	\$0.06	-90.9%
COST PERFORMANCE			
Collected Tonnes	40,827	41,945	-2.7%
Net Cost	\$10,877,920	\$10,617,712	2.5%
Net Cost per Tonne	\$266	\$253	5.3%
Net Cost per Capita	\$12	\$12	0.9%

* Represents access to curbside, multifamily and/or depot services

2022 Budget

MMSW BUDGET			
	2022	2021	YOY VARIANCE
OBLIGATION SHARE	75%	75%	
Supply Chain Costs	\$15,535,719	\$11,810,693	31.5%
Promotion & Education	\$50,000	\$75,000	-33.3%
Program Management	\$ 1,650,660	\$1,572,100	5.0%
Program Management as % of total fees	9.6%	11.7%	-2.1%
Total Costs (before surplus)	\$17,236,379	\$13,457,793	28.1%
Surplus Accumulation / (Drawdown)	-	-	
Planned Surplus/Deficit	-	-	
TOTAL FEE BUDGET	\$17,236,379	\$13,457,793	28.1%

2022 Fee Schedule

MMSW FEE SCHEDULE (CENTS/KG)				
Category	Material	2022 Fee Rates (cents/ kg)	2021 Fee Rates (cents/ kg)	Variance %
PRINTED PAPER	Newsprint	28.00	16.00	75.0%
	Magazines and Catalogues	19.00	16.00	18.8%
	Telephone Books	19.00	16.00	18.8%
	Other Printed Paper	26.00	16.00	62.5%
PAPER PACKAGING	Corrugated Cardboard	27.00	19.00	42.1%
	Boxboard	22.00	19.00	15.8%
	Gable Top Cartons	42.00	38.00	10.5%
	Paper Laminates	38.00	38.00	0.0%
	Aseptic Containers	38.00	38.00	0.0%
PLASTICS	PET Bottles	32.00	33.00	-3.0%
	HDPE Bottles	13.00	33.00	-60.6%
	Plastic Film	57.00	50.00	14.0%
	Plastic Laminates	60.00	60.00	0.0%
	Polystyrene	85.00	50.00	70.0%
	Other Plastics	52.00	50.00	4.0%
STEEL	Other Steel Packaging	25.00	18.00	38.9%
	Steel Aerosols	23.00	18.00	27.8%
	Steel Paint Cans	23.00	18.00	27.8%
ALUMINUM	Aluminum Food & Other Containers	21.00	34.00	-38.2%
	Other Aluminum Packaging	27.00	34.00	-20.6%
GLASS	Clear Glass	16.00	10.00	60.0%
	Coloured Glass	16.00	10.00	60.0%



+24.4%
AVG



*Glass, some
Printed Paper*

*Aluminum,
HDPE bottles*

2022 Low-Volume Fees

MMSW LOW-VOLUME FEES			
TOTAL SUPPLIED	2022	2021	YOY VARIANCE
1,000 - 2,499	\$560	\$440	\$120 or 27%
2,500 - 5,000	\$1,170	\$920	\$250 or 27%

2021 ANNUAL STEWARD MEETING

Tamara Burns, Executive Director

OCTOBER 27, 2021



RECYCLEBC™

UPDATES

Recycling Regulation Amendments

Reporting guidance provided:

- Milk containers moving to deposit in Feb 2022; reduced quantities for 2021 reports
 - Track sales data for Single-Use Products and Packaging-Like Products (SUP/PLP) to prepare for the 2022 reporting cycle
 - Packaging containers for certain solvents, flammable liquids and pesticides will no longer be reported to Recycle BC
-

UPDATES

Program Plan Amendment

- Financial incentive review, collector compensation increase in 2022

Board of Directors

- Appointment of new chair and four members

Debbie Baxter. *Partner, Deloitte (Board Chair)*

Bob Chant, *Senior Advisor, StrategyCorp Inc.*

Robyn Collver

Senior Vice President, Regulatory & Chief Sustainability Officer, Canadian Tire Corporation (Chair, Governance Committee)

Ian Gordon

SVP - Plastic Waste Reduction, Loblaw Companies Limited

Angela Griffiths

Vice President, Food Safety, Animal Welfare & Environment, A&W Food Services Inc.

Paul Hazra

Chief Financial Officer, Pattison Food Group

Greg Moore

President & Chief Executive Officer, iCona Holdings Ltd. (Chair, Finance & Audit Committee)

2020 PERFORMANCE

RECYCLE BC PERFORMANCE			
METRIC	2020	2019	YOY VARIANCE
RECYCLING PERFORMANCE			
Gross Tonnes Collected	221,870	207,411	7.0%
Net Tonnes Collected*	203,213	185,692	9.4%
Supplied Tonnes	236,884	237,582	-0.3%
Recovery Rate*	85.8%	78.2%	7.6%
Provincial Recovery Target	77.0%	75.0%	2.0%
Population Served by PPP Program**	4,614,000	4,587,000	0.6%
Recovered kg per capita	44.0	40.5	8.8%
ACCESSIBILITY PERFORMANCE			
# Households Served*	1,867,262	1,854,681	0.7%
% Households with Access to PPP Program**	99.2%	98.6%	0.6%
P & E Cost per capita	\$0.40	\$ 0.57	-30.9%
% of residents aware and using recycling services	96%	97%	-1.0%
COST PERFORMANCE			
Net Tonnes Collected	203,213	185,692	9.4%
Net Cost	\$ 126,617,362	\$ 101,236,146	25.1%
Net Cost per Tonne	\$ 623	\$ 545	14.3%
Net Cost per Capita	\$ 27	\$ 22	24.3%

* Net tonnes collected and recovery rate reflect the exclusion of tonnes collected by Recycle BC on behalf of other stewardship programs for reporting in their annual reports

** Represents access to curbside, multifamily and/or depot service; 2018 household % restated



2022 BUDGET

RECYCLE BC BUDGET			
	2022	2021	YOY VARIANCE
OBLIGATION SHARE	100%	100%	
Supply Chain Costs	\$113,512,679	\$124,953,313	-9.2%
Promotion & Education	\$ 2,068,000	\$2,000,000	3.4%
Program Management	\$7,607,634	\$7,411,140	2.7%
Program Management as % of total fees	7.0%	5.5%	1.5%
Total Costs (before surplus)	\$123,188,313	\$134,364,453	-8.3%
Surplus Accumulation / (Drawdown)	\$ (15,000,000)	-	--
TOTAL FEE BUDGET	\$108,188,313	\$134,364,453	-19.5%

2022 FEE SCHEDULE

RECYCLE BC FEE SCHEDULE (CENTS/KG)				
Category	Material	2022 Fee Rates (cents/kg)	2021 Fee Rates (cents/kg)	Variance %
PRINTED PAPER	Newsprint	36.00	29.00	24.1%
	Magazines and Catalogues	26.00	37.00	-29.7%
	Telephone Books	26.00	37.00	-29.7%
	Other Printed Paper	44.00	37.00	18.9%
PAPER PACKAGING	Corrugated Cardboard	38.00	43.00	-11.6%
	Boxboard	32.00	43.00	-25.6%
	Gable Top Cartons	47.00	72.00	-34.7%
	Paper Laminates	44.00	72.00	-38.9%
	Aseptic Containers	52.00	72.00	-27.8%
PLASTICS	PET Bottles	40.00	76.00	-47.4%
	HDPE Bottles	-4.00	76.00	-105.3%
	Plastic Film	94.00	113.00	-16.8%
	Plastic Laminates	96.00	140.00	-31.4%
	Polystyrene	137.00	113.00	21.2%
	Other Plastics	82.00	113.00	-27.4%
STEEL	Other Steel Packaging	39.00	40.00	-2.5%
	Steel Aerosols	33.00	40.00	-17.5%
	Steel Paint Cans	31.00	40.00	-22.5%
ALUMINUM	Aluminum Food & Milk Containers	-23.00	61.00	-137.7%
	Other Aluminum Packaging	-10.00	61.00	-116.4%
GLASS	Clear Glass	33.00	28.00	17.9%
	Coloured Glass	35.00	28.00	25.0%



- 20%
AVG




*Glass, some
Printed Paper*

*Aluminum,
HDPE bottles*



2022 FLAT AND LOW-VOLUME FEES

RECYCLE BC LOW-VOLUME AND FLAT FEES			
TOTAL SUPPLIED (KG)	2022	2021	YOY VARIANCE
1,000 - 2,499	\$800	\$1,000	\$ (200) or -20%
2,500 - 5,000	\$1,900	\$2,300	\$ (400) or -17%
5,000 - 10,000	\$4,500	\$5,600	\$ (1,100) or -20%
10,000 - 15,000	\$7,600	\$9,400	\$ (1,800) or -19%



Disaggregation & Material
Category Project




Proposed Changes to Steward Reporting Categories

Annual Steward Meeting
October, 27, 2021

Content of this section

1. Fee setting harmonization journey – a quick review
2. Change Decision-Making Criteria
3. Proposed changes to steward reporting categories
 - i. For all programs
 - ii. For specific programs
4. Consultation Process




Disaggregation & Material
Category Project



Modernizing and Harmonizing Fee Setting



It's a Journey



**Four-Step Fee
Methodology**

**Material Cost
Differentiation
Methodology
(MCD)**

**Reporting and
MCD Category
Alignment**

Proposed Timing of Reporting Category Changes

- Stewards would **collect** data throughout **2022**
- **Report** their new 2022 data into new reporting categories **by May 31, 2023**
- New data will be used to **set 2024 fees**.

Category-change decision criteria

- 1) Does the change align with the fairness principles of the Four-Step Fee Methodology and the MCD Methodology?
- 2) Does it increase fairness and accuracy in fee setting?
- 3) Can stewards operationalize the reporting category change?
- 4) Does the change balance benefit to fee setting while minimizing impacts to stewards?
- 5) Does the change support other important initiatives such as the Canada Plastics Pact?

Four-Step Fee Methodology's Fairness Principles

1. All obligated materials should bear a fair share of the costs to manage the packaging and printed paper program, irrespective of whether a material is collected, because all obligated stewards who put obligated materials into the marketplace should contribute to the recycling system.
2. The material management costs allocated to each material should reflect the material's impact on the cost to collect and manage it in the recycling system because a material's unique characteristics can drive costs in distinctive ways.
3. The commodity revenue should be attributed only to the materials that earn that revenue because materials that are marketed have value and should benefit from their earned revenue.

Size, weight and colour matter because they drive cost

- **Size** affects how materials move through the system and the resources needed to transition them from collection to a state of ready to be repurposed.
- **Lightweight** materials can have relatively higher cost impacts than heavy dense materials because it can take more time to sort and they use more space on carts and collection trucks.
- **Colour** can affect the visible detectability of materials and the resources necessary to manage them in the system.
- Majority of proposed reporting changes reflect these factors

Proposed category changes for ALL programs (1 of 2)

Current Reporting Category	Reporting Category Change
Corrugated Cardboard (CC)	Report based on size in categories: <ul style="list-style-type: none">• Large Format CC• Small Format CC
Box Board and Other Paper Packaging	Report in categories: <ul style="list-style-type: none">• Boxboard• Other Paper Packaging
Paper Laminates	Report in categories: <ul style="list-style-type: none">• Paper Laminates• Poly coated Paperboard

Proposed category changes for ALL programs (2 of 2)

Current Reporting Category	Reporting Category Change
HDPE	Report based on colour (natural or coloured): <ul style="list-style-type: none"> • HDPE Coloured (Opaque)(including black) • HDPE Natural (Translucent)
PET	Report in categories: <ul style="list-style-type: none"> • Lightweight Bottles • PET Thermoforms
Other Plastic Packaging	Report in categories: <ul style="list-style-type: none"> • Large Format Polyethylene (PE) and Polypropylene (PP) • PE Rigid Containers and Lids • PP Containers and Lids • Other Rigid Plastic Packaging • Other Plastic Packaging

Proposed Program-Specific Changes

Program	Current Reporting Category	Reporting Category Change
Recycle BC & MMSW (SK)	Purchased Posters, Calendars, Greeting Cards and Envelopes	Report in categories: <ul style="list-style-type: none"> • Calendars • Purchased Posters, Greeting Cards and Envelopes
MMSM (MB)	Kraft Paper	Report as a unique category
MMSM (MB)	Polystyrene	Report in categories: <ul style="list-style-type: none"> • Expanded Polystyrene • Rigid Polystyrene



Nature of the proposed changes: A deeper dive

Small and Large Format Corrugated Cardboard

- Two new size-related categories are proposed:
 - Small Format CC
 - Large Format CC
- Small Format CC means **flattened dimensions** of $< 2,200 \text{ cm}^2$
 - e.g., pizza boxes
- Large Format CC means **flattened dimensions** of $\geq 2,200 \text{ cm}^2$
 - e.g., e-commerce transport boxes
- MCD studies show that Large Format can be separated from other fibre materials using a CC screen, while Small Format CC requires additional sorting resources, which causes additional cost impacts

Box Board and Other Paper Packaging

- Two new categories are proposed:
 - Boxboard
 - Other Paper Packaging
- Boxboard examples include tissue and cereal boxes
- Other Paper Packaging covers all other paper packaging not reported in any other category
- MCD studies show that Boxboard and Other Paper Packaging have different cost impacts on the recycling system

Paper Laminates

- Two new categories are proposed:
 - Polycoated Paperboard
 - Paper Laminates
- Polycoated Paperboard examples include ice cream containers and polycoated drink cups
- Paper Laminates examples include laminated paper where paper is the main component, e.g., pet food bags
- MCD studies show that Boxboard and Other Paper Packaging have different cost impacts on the recycling system

HDPE Natural and Colour

- Two new colour-related categories are proposed:
 - HDPE Natural
 - HDPE Colour
- Natural means clear or semi-translucent
 - e.g., a vinegar bottle
- Coloured means opaque
 - e.g., milk jugs, detergent bottles
- MCD studies show that natural HDPE that is clear and semi-translucent has a relatively higher cost impact on the recycling system than coloured HDPE

PET Lightweight

- An additional category is proposed:
 - PET Packaging – Lightweight PET Bottles
- Lightweight means a volume of ≤ 500 ml weighing ≤ 15 grams
 - e.g., water bottles
- All plastics are sorted using mechanical sorting techniques. MCD studies show small lightweight PET bottles require special optical sorting which causes additional cost impacts.

Other Plastic Packaging

- This reporting category is traditionally a ‘catch all’ category for plastics not captured by other existing categories.
- The proposed new reporting categories will more accurately reflect the diverse plastic formats and their cost impacts:
 - Large Format Polyethylene (PE) and Polypropylene (PP)
 - Polypropylene (PP) Containers and Lids
 - Polyethylene (PE) Rigid Containers and Lids
 - Other Rigid Plastic Packaging, e.g., coffee pods and bottles
 - Other Plastic Packaging, e.g., hand cream and toothpaste tubes
- Large Format PP and PE means $\geq 9.24\text{L}$
 - e.g., detergent bottles, pails and buckets
- MCD studies show that Large Format PP and PE containers have a relatively high cost impact because they must be sorted manually at the front of the sorting line. Otherwise, their size can disrupt other sorting activities.

Program-specific proposed changes - MMSM

- New category proposed for **Kraft Paper**
 - Currently reported with Corrugated Cardboard
 - MCD studies show that Kraft Paper is sorted separately from Corrugated Cardboard due to its low area weight and therefore has a greater cost impact
- New categories proposed for Expanded **Polystyrene** and **Rigid Polystyrene**
 - Currently reported as Polystyrene
 - MCD studies show that Expanded Polystyrene has the greatest impact on the cost of the recycling system activities
- New category proposed for PET **Thermoforms**
 - Currently reported as Other Rigid Plastic
 - PET Thermoforms have the lowest density (highest impact) among PET packaging, and also require additional optical sorting
 - Examples include egg cartons, bakery clamshell containers etc.

Program-specific proposed changes - Recycle BC and MMSW

- New category proposed for **Calendars**
 - Currently reported as Purchased Posters, Calendars, Greeting Cards and Envelopes
 - MCD studies show that bound documents impact the system differently than unbound documents.
- Name change proposed for Milk and Milk Substitutes
 - “Non-deposit” added to the reporting category to reflect regulatory changes



Implementation Timing

Proposed Timing of Reporting Category Changes

- Stewards would **collect** data throughout **2022**
- **Report** their new 2022 data into new reporting categories **by May 31, 2023**
- New data will be used to **set 2024 fees**.



Steward Community Consultation

All proposed changes are available for steward review

- The WeRecycle List (formerly known as the National Material List) enables Stewards to report against the very same materials for multiple programs.
- Some stewards opt to use the Program material lists to prepare data (formerly known as the Provincial material lists).
- Excel Worksheets illustrating all proposed reporting category changes in both the WeRecycle Material List and each Program Material will be sent to all stewards.

A consultation survey will be issued and will pose these questions

1. Are the reasons for the proposed reporting category changes clear and understandable?
2. Do you support the proposed reporting category changes?
3. Will you be able to make these changes and gather the relevant data in 2022 in preparation to report by May 2023?
4. Do you have any additional feedback on any of the proposed reporting category changes?

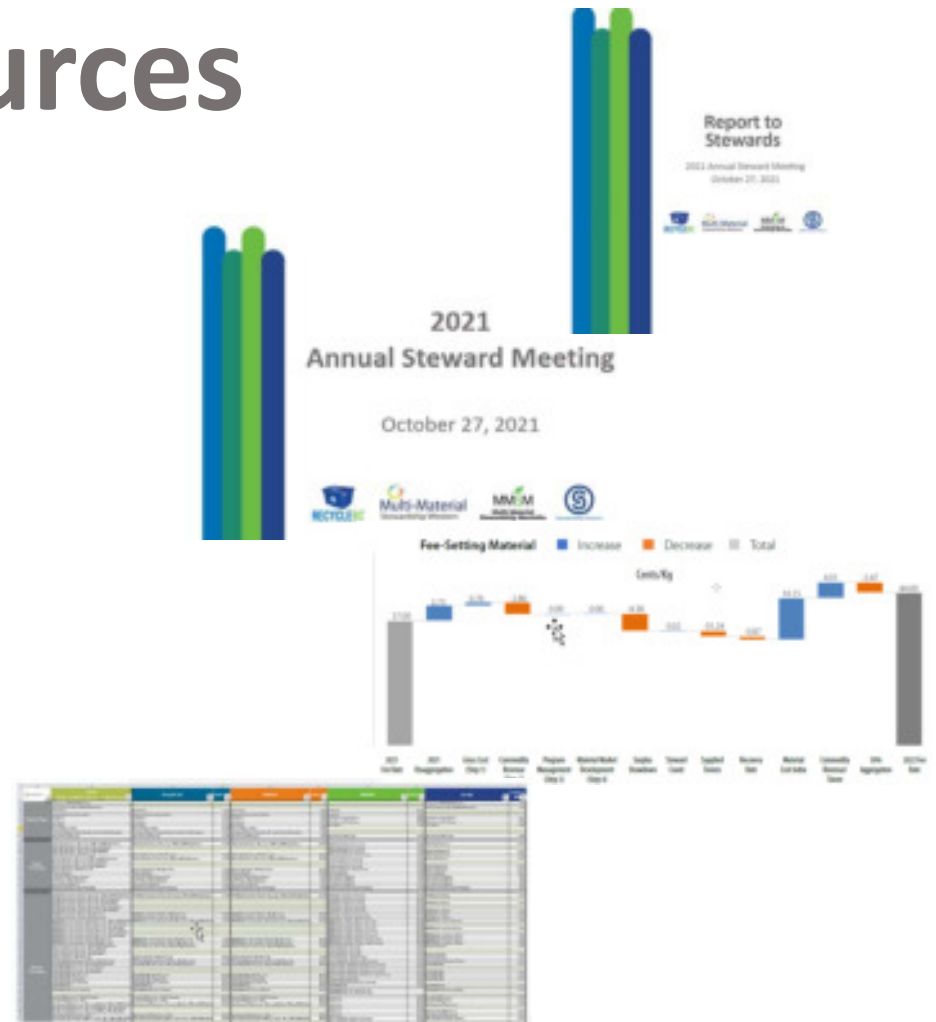
Feedback and Resources

- Presentation file and Workbooks available on websites
- Survey will be distributed by email
- Send any questions and feedback to: dmc@cssalliance.ca
 - Please provide feedback by: November 26, 2021



Resources

- Report to Stewards
- Presentation file
- Cause of Change files
- Webcast replay
- Q&A
- National Fees Excel file



www.cssalliance.ca/steward-meetings



Q&A





Thank You

